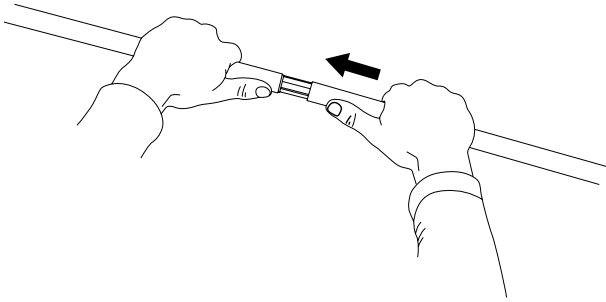



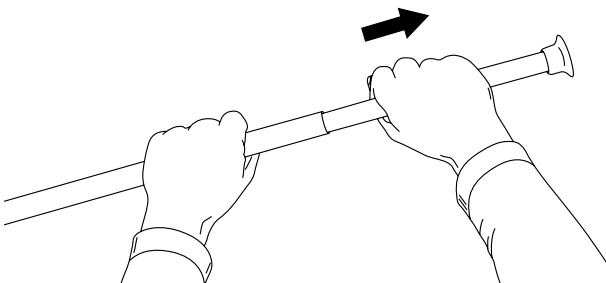
1. Connect curtain rail with extension.



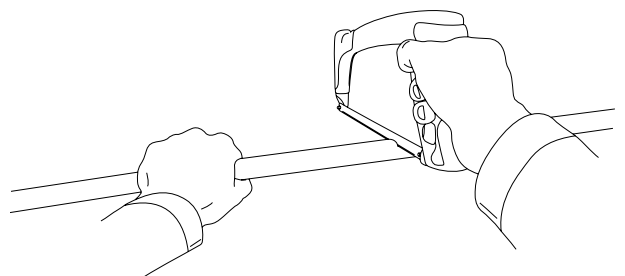
4. Should you pull out the tube too far, rectify this by removing it completely, taking off the wall bracket and pushing through from the other side.



2. Pull out the curtain rail to the required length plus 5 cm.



5. It may be necessary to cut the tube to the required size. If so, use a hack saw and file away any rough edges.



3. Press together and squeeze into position.

